











African Female Representation in Parliament as of 2019

	World Rank	Country	Lower or Single House		Upper House or Senate	
			% of Women	Women/Seats	% of Women	Women/Seats
	1	Rwanda	61.3	49/80	38.5	10/26
	7	Namibia	46.2	48/104	23.8	10/42
	10	South Africa	42.7	168/393	35.2	19/54
	11	Senegal	41.8	69/165	-	-/-
	17	Mozambique	39.6	99/250	-	-/-
	18	Ethiopia	38.8	212/547	32	49/153
	27	United Republic of Tanzania	36.9	145/393	-	-/-
	28	Burundi	36.4	44/121	46.2	18/39
	29	Tunisia	35.9	78/217	-	-/-
	32	Uganda	34.9	160/459	-	-/-